



BEZEL-LESS SNOW PLOW LED HEAD LIGHT WITH SELF-HEATING GLASS LENS

EMARK < SAE < DOT

FLIGHT-14.08.T10050HE

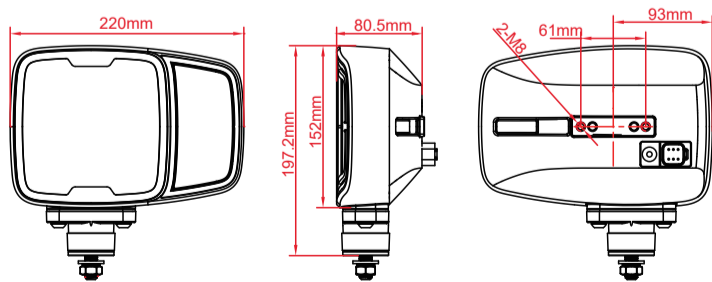


Functions	Certificate
Low Beam	R149/DOT/SAE
High Beam	R149/DOT/SAE
Position light	R148
Turn Signal Light	R148



- Black : Public Negative Pole
- Red : High Beam +
- Yellow : Low Beam +
- Green : Park Light +
- Grey : Indicator +

- ◆ DOT, SAE and EMARK certification.
- ◆ Integrated with high/low beam, position and turn signal light.
- ◆ Bottom mounting and rear mounting are optional.
- ◆ With the heating function, perfect for snow plows, pickups, SUVs, ATVs, heavy duty and engineering machinery.



Model	Optional Beam	LED Chip	Raw Power	Effective Lumen	Amp(12V/24V)
FLIGHT-14.08.T10050HE	High Beam	CREE 10W	3*10W	1380lm	1.76/0.88
	Low Beam	OSRAM 15W	2*15W	1008lm	1.48/0.74